

GAS FIRE TABLE



GAS FIRE TABLE LOUNGE



GAS FIRE TABLE BLACK 210/120 - STONE INLAY



GAS FIRE TABLE BLACK 210/120 - WOOD INLAY

3. SURFACE GAS BURNER - GAS FIRE TABLE

GAS FIRE TABLE - Natural gas/LPG



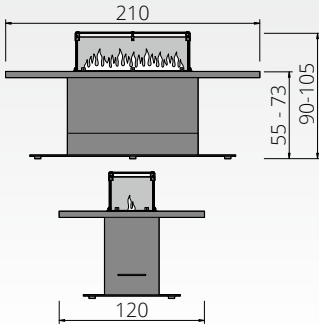
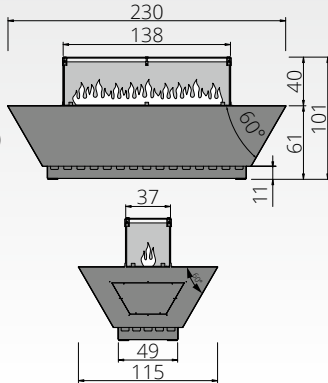
GAS FIRE TABLE BLACK 210 /120



GAS FIRE TABLE LOUNGE



GAS FIRE TABLE LOUNGE with double glazing and Mesh

| DESCRIPTION | MODEL FLAME LENGTH | DIMENSIONS | NATURAL GAS/ LPG OPTIONAL | POWER INPUT (CONSUMPTION) | PRODUCT- NUMBER | POSSIBLE ACCESSORIES |
|---|---|--|------------------------------|------------------------------|--------------------|--|
| GAS FIRE TABLE BLACK - with surface gas burner for natural gas or LPG. The gas bottle is easily accessible in the base. Easily ignited by remote control. All table tops are designed as trays and covered with a glass plate. Fill the tray with decorative materials of your choice (stone, wood, hay, mussel shells, etc.). The dimensions of the gas fire tables can be individually adjusted. Including: Gas fire table black with surface gas burner, contact protection glass - double-glazing, fire space bottom in stainless steel, connections for gas bottle in the base, decor stones, including control and infrared remote control | GAS FIRE TABLE BLACK 210/120 with flame approx. 70 cm | Dimensions: approx. W 210 x H 70 x D 120 cm  | Natural gas | 15 kW | GFT-210-120-EG | decor stones lava broken (10 kg), decor stones Nero Marquina (10 kg), Superglow, power supply - control unit, smart relaisbox incl. interface, WIFI-control incl. modem and app, wall switch, emergency shutdown for gas appliances, control incl. receiver RW, gas socket (natural gas), small bottle regulator for gas bottle (LPG) |
| | | | LPG | 15 kW | GFT-210-120-FG | |
| | | | Surcharge double glazing | | GFT-210-120-ADV | |
| | | | Surcharge Mesh | | GFT-210-120-AME | |
| | | | Surcharge stainless steel | | GFT-210-120-AES | |
| GAS FIRE TABLE LOUNGE - Fire table steel diagonal incl. approx. 10 glass holders partially sunk, corners all welded and sanded, Surface: scale steel look “used”, Inlet air openings in the base area (not visible), incl. including screwed-on inspection, ongoing maintenance necessary, suitable for natural or liquid gas operation Including: Fire table in galvanized steel incl. scale steel look and hard sealing, bronze glass and robax, Gasbox Plug & Play 130 including control and infrared remote control | GAS FIRE TABLE LOUNGE with flame approx. 120 cm | Dimensions: approx. W 230 x H 61 (101) x D 115 cm (approx. 60°)  | Natural gas | 12 kW | GFTL-EG | |
| | | | LPG | 12 kW | GFTL-FG | |
| | | | Surcharge double glazing | | GFTL-ADV | |
| | | | Surcharge Mesh | | GFTL-AME | |
| | | | Surcharge stainless steel | | GFTL-AES | |
| Optional for all gas fire tables: Outdoor-stainless steel, double glazing as protection against contact, Mesh (additional horizontal contact protection - fine- meshed steel mesh and holding frame - protection against burns if touched from above) | CONTROL INCL. RECEIVER RW | | | | FFERW | |

3. SURFACE GAS BURNER - GAS FIRE TABLE

GASFEUER-TISCH - Natural gas/LPG



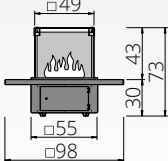
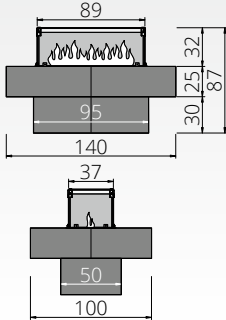
GASFEUER-TISCH LOUNGE MINI



GASFEUER-TISCH LOUNGE
IN BETONOPTIK



GASFEUER-TISCH LOUNGE MINI with double
glazing and Mesh

| DESCRIPTION | MODEL FLAME LENGTH | DIMENSIONS | NATURAL GAS/LPG | POWER INPUT (CONSUMPTION) | PRODUCT- NUMBER | | POSSIBLE ACCESSORIES |
|--|---|---|---------------------------|------------------------------|--------------------|--|--|
| GAS FIRE TABLE LOUNGE MINI - fire table in steel with gas box "SQUARE", incl. inspection in the base area, 4 swivel castors with brakes, surface: black scale steel look Including: Fire table in steel with gas box "SQUARE", bronze glass and robax, including control and infrared remote control | GAS FIRE TABLE LOUNGE MINI with flame approx. 35 cm | Dimensions: approx. W 98 x H 73 x D 98 cm base height: 25-30 cm  | Natural gas | 8,3 kW | GFTLM-EG | | decor stones lava broken (10 kg), decor stones Nero Marquina (10 kg), Superglow, power supply - control unit, smart relaisbox incl. interface, WIFI-control incl. modem and app, wall switch, emergency shutdown for gas appliances, control incl. receiver RW, gas socket (natural gas), small bottle regulator for gas bottle (LPG) |
| | | | LPG | 8,3 kW | GFTLM-FG | | |
| | | | Surcharge double glazing | | GFTLM-ADV | | |
| | | | Surcharge Mesh | | GFTLM-AME | | |
| | | | Surcharge stainless steel | | GFTLM-AES | | |
| GAS FIRE TABLE LOUNGE IN CONCRETE LOOK Gas fire table in concrete look, (material: concrete look panels) and "GAS-BOX PLUG & PLAY 80" Including: Gas fire table covered with concrete ceramic and grouted with epoxy resin, bronze glass and robax, "GASBOX PLUG & PLAY 80" including control and infrared remote control, incl. wind and weather protection, vertically and horizontally | GAS FIRE TABLE LOUNGE IN CONCRETE LOOK with flame approx. 70 cm | Dimensions: approx. W 140 x H 55 (87) x D 100 cm  | Natural gas | 10 kW | GFTLB-140-100-EG | | |
| | | | LPG | 10 kW | GFTLB-140-100-FG | | |
| | | | Surcharge double glazing | | GFTLB-140-100-ADV | | |
| | | | Surcharge Mesh | | GFTLB-140-100-AME | | |
| | | | Surcharge stainless steel | | GFTLB-140-100-AES | | |
| Optional for all gas fire tables: Outdoor-stainless steel, double glazing as protection against contact, Mesh (additional horizontal contact protection - fine- meshed steel mesh and holding frame - protection against burns if touched from above) | CONTROL INCL. RECEIVER RW | | | | FFERW | | |